

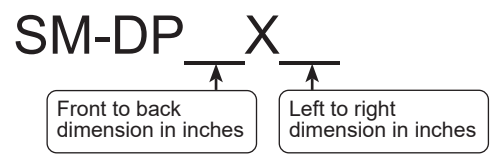


SM-DP8X23

Project: _____	AIA# _____
Item #: _____ Qty: _____	SIS# _____
Model #: _____	

Surface Mount Drain Pans

SM-DP	SM-DP8X11, SM-DP8X14, SM-DP8X17, SM-DP8X20, SM-DP8X23, SM-DP8X26, SM-DP8X32, SM-DP8X38, SM-DP8X44, SM-DP8X50, SM-DP8X56, SM-DP8X62
--------------	--



Standard Features

- All stainless steel
- 20 gauge stainless steel pan with removable perforated inserts
- Drain consists of 1/2" threaded tailpiece that exits from the bottom of the unit

Configurable Options

- 20" model is available with one (1) rinsers faucet
- 26" - 56" models are available with one (1) or two (2) rinsers faucets

Specifications

- Materials**
- 20 gauge stainless steel drain pan and perforated inserts
- Drain**
- 1/2" tailpiece on drain pan
- Rinsers Faucet (optional)**
- Accepts 3/8" cold water lead
 - 30 psi water pressure regulator included
 - 1.2 gallons per minute

Rinsers Faucet

- Installation Notes**
- Unit does not provide a 1" air gap
 - Must be installed with external backflow prevention to meet applicable federal, state, and local plumbing code requirements.
 - Install in-line water pressure regulator (included)
 - A separate shut-off valve is recommended (not included)



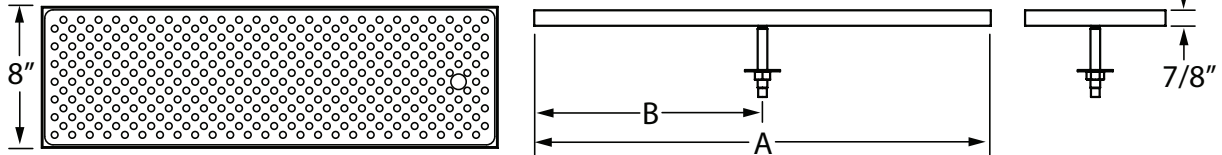
Underbar installation instructions: <https://www.glastender.com/support/documents/manuals/underbar-installation-instructions>
 Cleaning & care instructions: <https://www.glastender.com/support/documents/manuals/general-cleaning-and-care-instructions-for-stainless-steel>

Glastender, Inc. • 5400 North Michigan Road • Saginaw, MI • 48604-9780 989.752.4275 • 800.748.0423 • Fax 989.752.4444 www.glastender.com	Approval/Notes:
Specifications subject to change without notice. For current specifications please visit our website.	

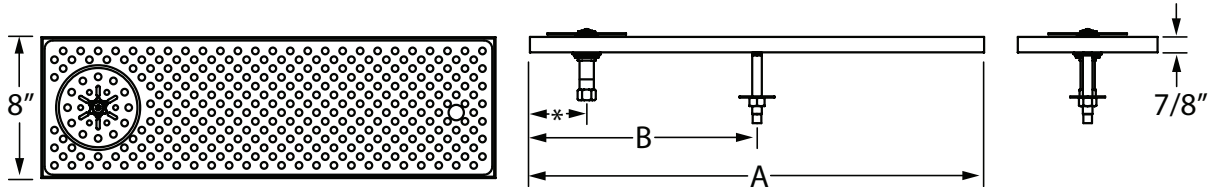
Surface Mount Drain Pans

Drawings

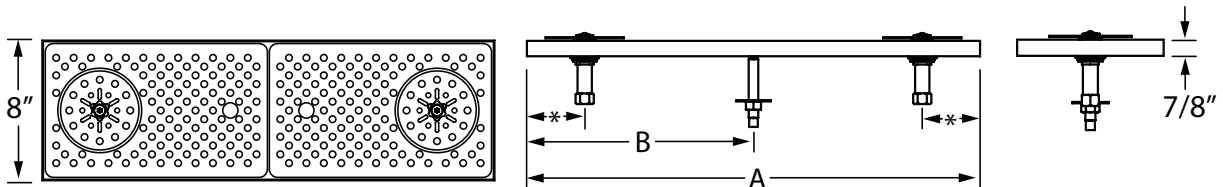
WITHOUT RINSER FAUCET



WITH RINSER FAUCET



WITH TWO RINSER FAUCETS



Note: *3-1/4"

Models	A	B	Rinsler Faucet(s)		
			None	One	Two
SM-DP8X11	11"	5-1/2"	X	-	-
SM-DP8X14	14"	7"	X	-	-
SM-DP8X17	17"	8-1/2"	X	-	-
SM-DP8X20	20"	10"	X	X	-
SM-DP8X23	23"	11-1/2"	X	-	-
SM-DP8X26	26"	13"	X	X	X
SM-DP8X32	32"	16"	X	X	X
SM-DP8X38	38"	19"	X	X	X
SM-DP8X44	44"	22"	X	X	X
SM-DP8X50	50"	25"	X	X	X
SM-DP8X56	56"	28"	-	X	X
SM-DP8X62	62"	31"	-	-	X

NOTE: Drain pans are made to order, not returnable