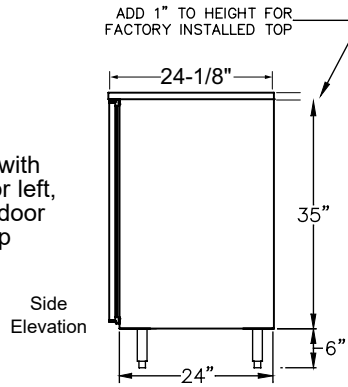




C1SB24 with compressor left, stainless door and top



PRODUCT INFORMATION

(see C1SB Spec Sheet for complete details)

STANDARD FEATURES:

- Self-contained
- All stainless steel interior construction
- Draft beverage compatible - see page 82
- Listed to NSF Standard 7 for open food as a storage refrigerator

COOLERS - ONE ZONE, SIDE SERVICED, BAR PROFILE

MODEL	LIST	LENGTH	DOOR			WEIGHT	AMPS	HP	LONG NECK	750ML WINE	1/2 BARREL	1/6 BARREL
			DOORS	OPENING					CASES	BOTTLES**	KEGS	KEGS
C1SB20*	\$6,551	20"	1	12" W	185#	2.75	1/8	3.3	52	0	2†♠	
C1SB24	\$6,357	24"	1	17.5" W	200#	2.75	1/8	5.8	74	1	3♠	
C1SB28*	\$6,676	28"	1	20" W	220#	2.75	1/8	6.6	87	1	4†▲	
C1SB36*	\$8,883	36"	2	12" W	255#	2.75	1/8	8.9	111	N/A	5▲	
C1SB44*	\$9,269	44"	2	16" W	280#	2.75	1/8	12.0	150	N/A	7▲	
C1SB48	\$9,463	48"	2	18" W	300#	2.75	1/8	13.2	177	2	8†▲	


Base price only. See next page for configurable options.

** Wine bottle capacity is based on adjustable shelves. Drawers will hold fewer. NOTE: Coolers with drawers are not returnable.

*NOTE: C1SB20, C1SB28, C1SB36, and C1SB44 coolers are manufactured to order and are not returnable.

† If CO₂ tank is stored internally, reduce capacity by one keg
 ♠ Requires one 05001026 low profile Sanke keg tap - see page 82
 ▲ Requires two 05001026 low profile Sanke keg taps - see page 82

Bar Refrigeration

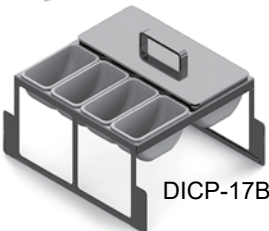


CO-RR

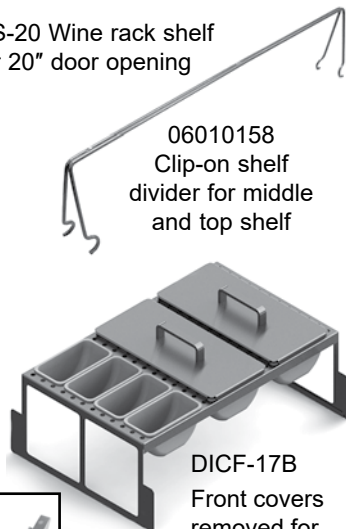
The CO-RR shelf retention rail should be used on all shelves adjacent to kegs. (CO-RR shown installed on shelf)



CWS-20 Wine rack shelf for 20" door opening



DICF-17B



06010158 Clip-on shelf divider for middle and top shelf



DICF-17B Front covers removed for illustrative purposes

DIP-18 Pans not included

ACCESSORIES

MODEL	DESCRIPTION	LIST
CO-RR	Shelf retention rail	\$77
CWS-12	Wine rack shelf for 12" door opening, 3 bottle	\$156
CWS-16	Wine rack shelf for 16" door opening, 5 bottle	\$181
CWS-17	Wine rack shelf for 17.5" door opening, 5 bottle	\$194
CWS-18	Wine rack shelf for 18" door opening, 5 bottle	\$196
CWS-20	Wine rack shelf for 20" door opening, 7 bottle	\$205
DICF-12B	Drawer insert, garnishes, full, 12" door opening, bar-profile cooler, 8 cups	\$485
DICP-12B	Drawer insert, garnishes, partial, 12" door opening, bar-profile cooler, 6 cups	\$391
DICF-16B	Drawer insert, garnishes, full, 16" door opening, bar-profile cooler, 12 cups	\$623
DICP-16B	Drawer insert, garnishes, partial, 16" door opening, bar-profile cooler, 8 cups	\$470
DICF-17B	Drawer insert, garnishes, full, 17.5" door opening, bar-profile cooler, 12 cups	\$626
DICP-17B	Drawer insert, garnishes, partial, 17.5" door opening, bar-profile cooler, 8 cups	\$473
DICF-18B	Drawer insert, garnishes, full, 18" door opening, bar-profile cooler, 12 cups	\$630
DICP-18B	Drawer insert, garnishes, partial, 18" door opening, bar-profile cooler, 8 cups	\$475
DICF-20B	Drawer insert, garnishes, full, 20" door opening, bar-profile cooler, 15 cups	\$734
DICP-20B	Drawer insert, garnishes, partial, 20" door opening, bar-profile cooler, 10 cups	\$543
DIP-17	Drawer insert for fractional stainless pans, 17.5" door opening (pans not included)	\$258
DIP-18	Drawer insert for fractional stainless pans, 18" door opening (pans not included)	\$264
DIP-20	Drawer insert for fractional stainless pans, 20" door opening (pans not included)	\$287
06010158	Clip-on shelf divider for middle and top shelf	\$48
06006013	Clip-on shelf divider for bottom shelf only	\$48



Draft Beverage Compatible

Select Configurable Options:

VOLTAGE

120V/60HZ	No charge
220V/50HZ (export voltage)	\$307

TEMPERATURE

Beer / Food, 34° to 40°, standard	No charge
White wine, 50° to 55°	No charge
Red wine, 60° to 65°	No charge

REFRIGERATION COMPARTMENT LOCATION

Left	No charge
Right	No charge

REFRIGERATION COMPARTMENT COVER FINISH

Black vinyl-clad	No charge
Stainless steel	\$39
Jeweled stainless steel	\$232

DOOR/DRAWER OPTIONS
NOTE: Select options for EACH Door/Drawer Section

STYLE AND FINISH - PER SECTION

Door - Black vinyl-clad	No charge
Door - Unlaminated	No charge
Door - Stainless steel	\$48
Door - Jeweled stainless	\$252
Door - Laminated	\$288
Door - Glass, black vinyl-clad	\$559
Door - Glass, stainless steel	\$607
Door - Glass, jeweled stainless	\$811
Door - Glass, laminated	\$847
Drawers* - Black vinyl-clad	\$2,314
Drawers* - Unlaminated	\$2,314
Drawers* - Stainless steel	\$2,362
Drawers* - Jeweled stainless	\$2,566
Drawers* - Laminated	\$2,602

*NOTE: Units with drawers are manufactured to order and are not returnable.

DOOR HINGE LOCATION - PER DOOR

Left	No charge
Right	No charge

SHELVING - PER DOOR

Three adjustable shelves	No charge
Keg rack (deduct shelves)	(\$99)
Pull-out wine shelves:	
• w/upright & horizontal storage*	\$2,559
• w/upright storage*	\$1,708
• w/horizontal storage*	\$3,199

*NOTE: Not available for 12" door opening models

DOOR HANDLE - PER DOOR/DRAWER

Signature handle (doors only)	No charge
Pull-tab handle - stainless or black to match door; black for laminate	No charge
Tube handle	No charge

NOTE: All coolers with drawers are manufactured to order and are not returnable.

*NOTE: C1SB20, C1SB28, C1SB36, and C1SB44 coolers are manufactured to order and are not returnable.

TOP STYLE

	20"	24"	28"	36"	44"	48"
No finished top	No charge					
Stainless top	\$412	\$440	\$465	\$519	\$575	\$601

LEFT SIDE FINISH

Black vinyl-clad	No charge
Stainless Steel	\$48

RIGHT SIDE FINISH

Black vinyl-clad	No charge
Stainless Steel	\$48

BACK FINISH

	20"	24"	28"	36"	44"	48"
Galvanized steel	No charge					
Stainless steel*	\$351	\$365	\$377	\$404	\$431	\$446

*NOTE: Stainless steel back option also includes stainless steel sides.

LED LIGHTING STYLE

Bright white (7,000k), standard	No charge
Warm white (3,500k)	No charge
Amber (2,700k)	No charge
Blue	No charge

LEG AND STAINLESS STEEL KICK RAILS
NOTE: Legs are required if kick rails are ordered.


	20"	24"	28"	36"	44"	48"
6" legs	\$204	\$204	\$204	\$204	\$204	\$204
Front kick rail	\$123	\$127	\$133	\$142	\$153	\$158
Left side kick rail	\$127	\$127	\$127	\$127	\$127	\$127
Right side kick rail	\$127	\$127	\$127	\$127	\$127	\$127

CASTERS

	24"	28"	36"	44"	48"
4-1/8" casters	\$182	\$182	\$182	\$182	\$182
2-7/8" casters	\$176	\$176	\$176	\$176	\$176
1-1/2" casters	\$310	\$310	\$310	\$310	\$310



Drawer pull-tab handle




Drawer tube handle



Signature handle



Pull-tab handle



Optional drawers include adjustable divider walls



Optional pull-out wine shelves Horizontal (left) and upright (right) storage shown



Tube handle

Bar Refrigeration



Configuring Bar Profile Coolers for Draft Beverage Dispensing

All Glastender bar profile coolers can be configured for draft beverage dispensing. Please note that a minimum 17" wide door opening is required for full size (i.e., 16" diameter) 1/2 barrel kegs. Refer to the capacity statements in the Product Directory or Specification Sheet for the sizes and quantities of kegs each unit will hold.

Direct Draw Draft Beverage Towers

Glastender Beverage Towers include the stainless steel faucets and shanks necessary to dispense keg beer, wine, soda, coffee, or cocktails. See individual price pages for complete information.

Tee Tower shown
See pages 125 - 144 for
complete information

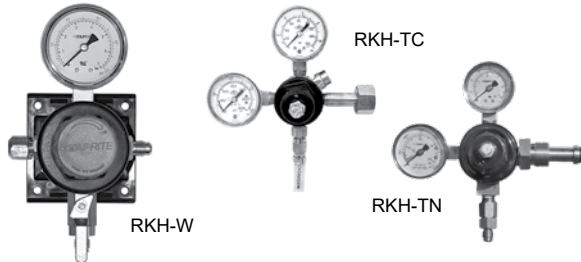
Look for the Draft Beer
Compatible logo



HIGH PRESSURE REGULATOR KITS

High pressure regulators reduce the gas pressure from the primary source. A tank mount regulator attaches directly to a gas cylinder, while a wall mount regulator splices into gas tubing when the gas supply is used for more than one system. RKH-TN regulator kits are used if pre-blended CO₂ and nitrogen or pure nitrogen cylinders are being used. All high pressure regulator kits include 50 feet of braided nylon gas tubing.

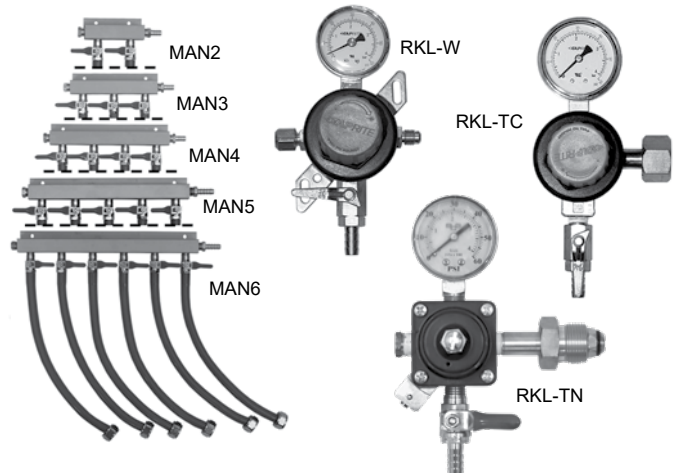
MODEL	DESCRIPTION	LIST	WGT
RKH-W	Wall mount, CO ₂ or Nitrogen, single gauge	\$371	15#
RKH-TC	Tank mount, CO ₂ , double gauge	\$318	15#
RKH-TN	Tank mount, Nitrogen, double gauge	\$430	15#



LOW PRESSURE REGULATOR KITS


Low pressure regulator kits connect to the gas tubing exiting a high pressure regulator. If a 5 pound gas cylinder will be kept inside the cooler, a single gauge tank mounted RKL-TC or -TN will be required depending on the gas being used. All low pressure regulator kits include 6 feet of red gas tubing. For installations requiring more than one keg on tap, also order the appropriate size manifold kit. All manifold kits include 6 feet of red gas tubing per product, and the clamps required for connecting to keg couplers (sold separately).

MODEL	DESCRIPTION	LIST	WGT
RKL-W	Wall mount, CO ₂ or Nitrogen, single gauge	\$337	7#
RKL-TC	Tank mount, CO ₂ , single gauge	\$283	7#
RKL-TN	Tank mount, Nitrogen, single gauge	\$375	7#
MAN2	Two product manifold kit	\$201	2#
MAN3	Three product manifold kit	\$255	3#
MAN4	Four product manifold kit	\$317	4#
MAN5	Five product manifold kit	\$432	5#
MAN6	Six product manifold kit	\$513	6#



ADDITIONAL ACCESSORIES

MODEL	DESCRIPTION	LIST	WGT
03004240	1/2" ID black drain line, per foot	\$3.00	N/A
05000400	5/16" ID red vinyl air line, per foot	\$2.60	N/A
05000386	1/4" ID nylon braided gas tubing, per foot	\$1.35	N/A
05001066	D system keg coupler w/ss probe	\$123.00	2#
05001026	D system keg coupler, low profile	\$461.00	2#
05003763	S system keg coupler w/ss probe, for select imports	\$123.00	2#
05002019	U System Keg Coupler, stainless probe, for Guinness & Harp	\$361.00	2#
05000368	Lock for beer faucet	\$143.00	2#
05000636	5# CO ₂ tank (unfilled)	\$471.00	15#
LCK	Line cleaning kit	\$278.00	3#
06007084	Drain bottle	\$57.00	2#



Tower Cooling Kits

Direct draw beverage towers are chilled by air from inside the host cooler. This is especially important for draft beer, as warm faucets cause the beer to foam.

TOWER COOLING KITS

MODEL	DESCRIPTION	LIST	WGT
TCK12-1	For 1 & 2-door coolers w/ one tower column	\$268	3#
TCK12-2	For 1 & 2-door coolers w/ two tower columns	\$535	6#
TCK34-1	For 3 & 4-door coolers w/ one tower column	\$456	8#
TCK34-2	For 3 & 4-door coolers w/ two tower columns	\$586	11#
TCKR-1	For remote coolers w/ one tower column	\$268	3#
TCKR-2	For remote coolers w/ two tower columns	\$535	6#

Bar Refrigeration