

Glastender®

MODULAR BEVERAGE STATIONS



Features

The best in bar fabrication is obtainable for back-of-house beverage service. Modular Beverage Stations provide designated space to fulfill drink orders, further streamlining workflow for improved efficiency.



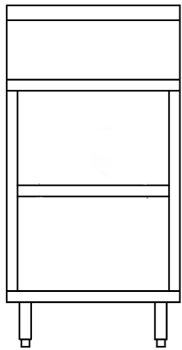
Flexibility for Customized Solutions

Eleven modules provide the building blocks to design customized solutions for distinctive needs. Build your own or forward functionality and size requirements to have a station built to suit.


Time-Saving Benefits

Ordering modular beverage stations for BOH with FOH underbar saves invaluable time and gives peace of mind knowing all equipment will arrive simultaneously.


Module Options



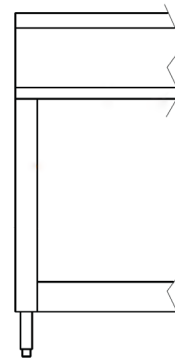
Adjustable & Fixed Shelves



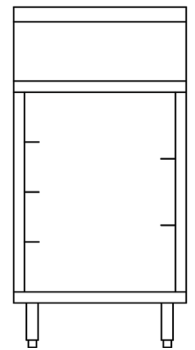
Drawer



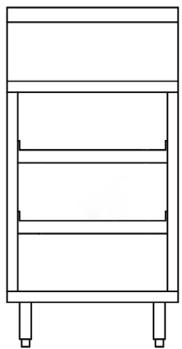
Drop-In & Open Storage



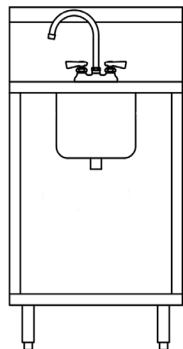
End Wall



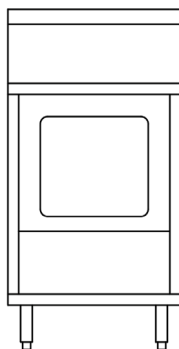
Glass Rack



Roll-Out Shelf



Sink



Urn Stand

Top Overhang Options

- Flat, Marine, or Rounded
- Stainless steel top available with 1/4", 1", or 2" overhang.